

Security Level:

# Operation Guide for Huawei ICT Competition Registration

July 15<sup>th</sup>,2019

[www.huawei.com](http://www.huawei.com)

# Contents

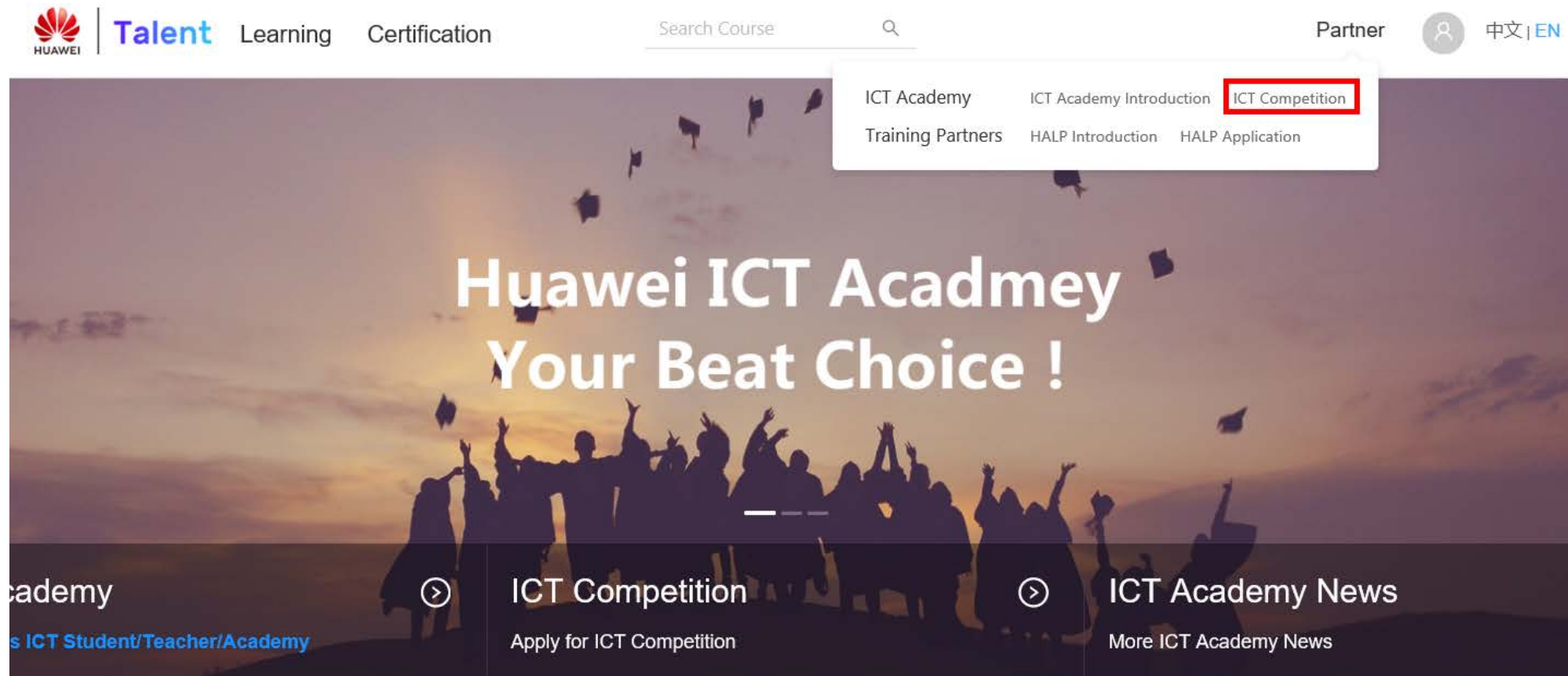
1. How to enter the ICT Competition homepage?
2. Registered users—— please login.
3. Unregistered/registered users——how to finish the competition registration?
4. The first method for registration——mobile phone verification code.
5. The second method for registration——email including web link for activating accounts.
6. How to reset the password?
7. How to enter Learning Space?

# 1. How to enter the ICT Competition homepage?

## Method One :

Click <https://e.huawei.com/cn/talent/#/home>

and then click "Partner" and the red rectangle below to go to the ICT Competition homepage.



## Method Two :

Click <https://e.huawei.com/cn/talent/#/ict/contest?compId=85131943> to go the ICT Competition homepage.


The screenshot shows the Huawei Talent Learning and Certification portal. At the top, there is a navigation bar with the Huawei logo, 'Talent Learning Certification', a search bar for courses, and a 'Partner' link. The main content area features a large banner for the 'Huawei ICT Competition 2018-2019 Global Final' held in Shenzhen, China, from May 25-26, 2019. The banner includes the Huawei logo, a stylized runner, and the slogan 'CONNECTION GLORY FUTURE'. Below the banner, there are two promotional cards: one for the 'Huawei ICT Competition Poland 2019-2020' and another stating 'More Competitions are Coming'.

2. Registered users  
—— please login.

Click the profile picture in the upper-right corner, and then click login.

The screenshot shows the top navigation bar of the Huawei ICT Academy website. On the left, there is the Huawei logo and the text 'Talent Learning Certification'. In the center, there is a search bar labeled 'Search Course' with a magnifying glass icon. On the right, there is a 'Partner' link, a user profile icon, and language options '中文 | EN'. A dropdown menu is open from the user profile icon, showing a 'Guest' option and a 'Login' option which is highlighted with a red rectangle. Below the navigation bar is a large banner with the text 'Huawei ICT Academy Your Beat Choice !' and a background image of graduates celebrating. At the bottom of the banner, there are three navigation buttons: 'ICT Student/Teacher/Academy', 'ICT Competition' (with a sub-link 'Apply for ICT Competition'), and 'ICT Academy News' (with a sub-link 'More ICT Academy News').

# Enter your account and password to log in.



## Log In

[Contact Us](#) | [Help](#) | [Fingerprint](#) | [English \(United States\)](#)

User ID/Email    Phone Number    SMS Verification






User ID/Email


Password

[Forgot Password](#) [Change Password](#)

### Welcome to Our Website

Registering for a free account gives you a number of additional benefits, including access to additional valuable information that you can browse or download, and much more.

 Uniportal is the only entrance provided by Huawei to authenticate the identity of external users. Your Uniportal account and login information will be shared between Huawei services.



### 3. Unregistered/registered users ——how to finish the competition registration?

# Choose your regional competition.

The screenshot shows the Huawei Talent Learning and Certification website. At the top, there is a navigation bar with the Huawei logo, 'Talent Learning Certification', a search bar labeled 'Search Course', and a 'Partner' section with a user profile icon and language options '中文 | EN'. Below the navigation bar, a breadcrumb trail reads 'Home > ICT Academy > ICT Competition'. On the right side of the page, there are links for 'ICT Academy', 'ICT Competition', and 'News'. The main content area features a large banner for the 'Huawei ICT Competition 2018-2019 Global Final' held from May 25-26, 2019, in Shenzhen, China. The banner includes the Huawei logo, a stylized runner graphic, and the slogan 'CONNECTION GLORY FUTURE'. Below the banner, there is a row of four regional competition cards: 'Huawei ICT Competition Southern Africa 2019-2020' (highlighted with a red border), 'Huawei ICT Competition Poland 2019-2020', 'Huawei ICT Competition Philippines 2019-2020', and 'Huawei ICT Competition Indonesia 2019-2020'. Each card features a small map of the respective region.

Click “Competition Registration” to register.

Home > ICT Academy > ICT Competition > Huawei ICT Competition Poland 2019-2020

Register ICT Academy ICT Competition News

# Huawei ICT Competition Poland 2019-2020

CONNECTION  
GLORY  
FUTURE

HUAWEI HUAWEI ICT Academy

Competition Registration Learning Space

## 1. Introduction

Huawei is a leading global Information and Communication Technology (ICT) solution provider, Huawei Certification System is well –recognized and is

## 4. The first method for registration ——mobile phone verification code.

## Register through mobile :

Go to the registration page and fill in your basic info. Click “Send SMS Code” and fill in the verification code, then click “I have read and agreed to Huawei User Registration Agreement and Privacy Statement” to finish your registration.

**Enter your registration information**

Select the registration mode

By Mobile  By Email

Poland

test2

[Redacted]

[Redacted]

Ms.

+86 [Redacted]

Verification code: 274\*

SMS Code: [Redacted]

I have read and agreed to [Huawei User Registration Agreement And Privacy Statement](#)

Registration



短信/彩信  
今天 15:37

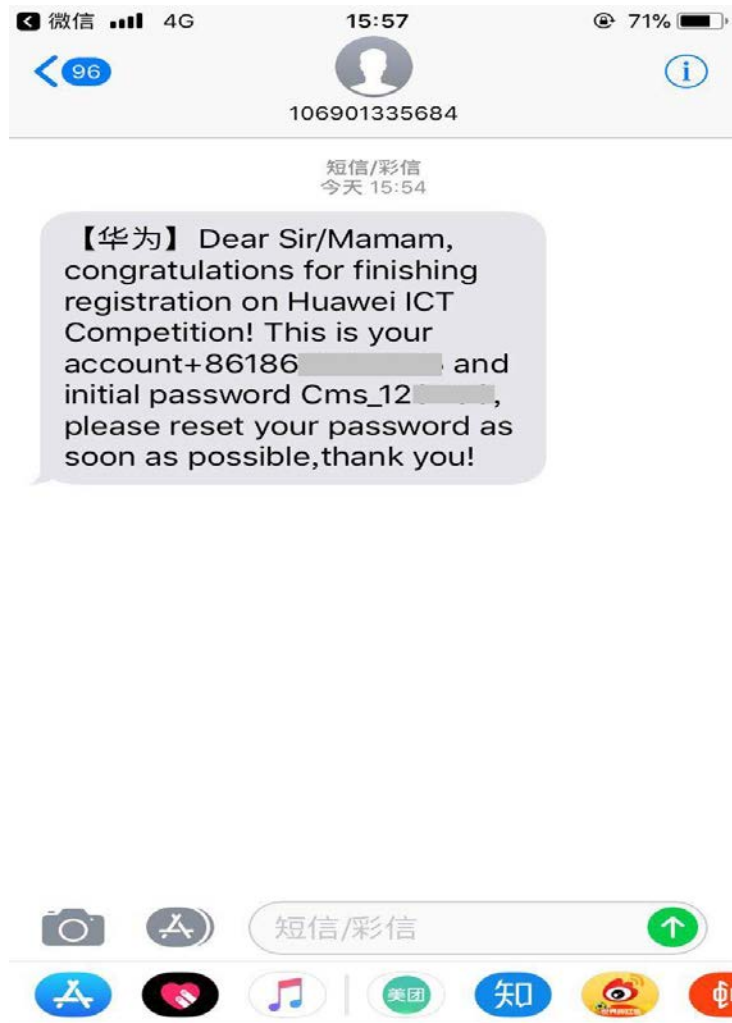
【华为】 [Huawei Uniportal] 9033 : This is your verification code. Please use it within 10 minutes.



## Finish registration though mobile.

The screenshot shows the Huawei Talent registration interface. At the top, there is a navigation bar with the Huawei logo, 'Talent' branding, and links for 'Learning' and 'Certification'. A search bar labeled 'Search Course' and a 'Partner' link are also present. The main content area is titled 'Enter your registration information' and prompts the user to 'Select the registration mode'. Two options are available: 'By Mobile' (selected) and 'By Email'. Below this, a dropdown menu shows 'Poland'. A modal dialog box is centered on the screen, displaying a green checkmark and the text 'Congratulations! Registration Succeeded!' with a 'Confirm' button. In the background, the registration form includes a country dropdown set to '+86', a phone number field containing '18610762515', a CAPTCHA field with 'kn2t' and a visual puzzle 'KN2T', a field with '256959', and a 'Send SMS Code' button. At the bottom of the form, there is a checked checkbox for 'I have read and agreed to Huawei User Registration Agreement And Privacy Statement' and a 'Registration' button.

**Once having finished your registration, you will receive a message from Huawei System. Please use the defaulted password to login and reset it as soon as possible.**



## 5. The second method for registration ——email including web link for activating accounts.



Go to the registration page and click “By Email” in the red rectangle below and fill in your basic info, click “I have read and agreed to Huawei User Registration Agreement and Privacy Statement”, then click “Registration” to finish your registration.

Enter your registration information

Select the registration mode

By Mobile  By Email

Poland

Maynooth university

gao

Ms.

@163.com

RRQA

I have read and agreed to [Huawei User Registration Agreement And Privacy Statement](#)

Registration

## Finish registration by email.

Enter your registration information

Select the registration mode

Registration succeeded ×

✔ Congratulations! Registration Succeeded!

Confirm

gao

Ms.

gaobaiyun2011@163.com

LH4A

I have read and agreed to [Huawei User Registration Agreement And Privacy Statement](#)

Registration

## There will be two emails while registering through email:

### ① Activating your Uniportal Account (If having already activated your Uniportal Account, you will not receive this email)

Dear [REDACTED],

Click this link to activate your account: [Activate and Log In](#)

If you are unable to open the link above, please copy the URL below to the address bar of your browser:  
[https://uniportal.huawei.com/accounts/register.do?method=activityAccount&uid=artu73888263&actiCode=09-BF-A6-FA-B7-42-B1-89-BB-CB-AE-4D-95-7E-D9-F2&nls=en\\_US](https://uniportal.huawei.com/accounts/register.do?method=activityAccount&uid=artu73888263&actiCode=09-BF-A6-FA-B7-42-B1-89-BB-CB-AE-4D-95-7E-D9-F2&nls=en_US)

Activated accounts are valid for one year. Please extend your account validity period when you receive an expiration notice.

\*\*\*\*\*

Click to activate your account and it will automatically jump to the talent platform.

### ② Check your account and initial password, and please reset your password as soon as possible.

Dear Sir/Mamam, congratulations for finishing registration on Huawei ICT Competition! This is your account [REDACTED]@163.com and initial password **Cms\_123456**. Pls check the email which is entitled "Please activate your Huawei website account" to activate your account first. Once logged in, pls reset your password as soon as possible, thank you!

## 6. How to reset the password?

Click <https://uniportal.huawei.com/uniportal> to go to the login page and click the option in the red rectangle below to change your password.

**HUAWEI**

## Log In

Contact Us | Help | Fingerprint | English (United States)

User ID/Email | Phone Number | SMS Verification






User ID/Email

Password

[Forgot Password](#) [Change Password](#)

### Welcome to Our Website

Registering for a free account gives you a number of additional benefits, including access to additional valuable information that you can browse or download, and much more.

Uniportal is the only entrance provided by Huawei to authenticate the identity of external users. Your Uniportal account and login information will be shared between Huawei services.

# 7. How to enter Learning Space?

Click “Learning Space” to get your study materials.

HUAWEI | Talent Learning Certification

Search Course

Home > ICT Academy > ICT Competition > Huawei ICT Competition Poland 2019-2020

# Huawei ICT Competition Poland 2019-2020

CONNECTION  
GLORY  
FUTURE

Registration succeeded

Learning Space

**For first time studying, there will be a reminder of replenishing your basic info. Please complete info on the page below, click “I have read and agreed to Privacy Statement” , and then click Replenishment.**

nt Learning Certification Search Course Partner

ICT Competition > Huawei ICT Competition Poland 2019-2020 Register ICT Academy IC

### Replenishment information

\* Participating countries: Poland

\* College: test2

\* Track name: Cloud Track

\* City: Gorowski

\* Preliminary Location: Corvit Faislabad

I have read and agreed to [Privacy Statement](#)

Cancel Replenishment

1. Introduction



Go to I LearningX to study.



Explore Courses ▾

Programs

Click here to [modify your nickname](#) ×

Search for a course



## HCIP-WLAN-CEWA Course

This course is based on the large and medium-sized WLAN enterprises network. It introduces how to construct large enterprises WLAN network, considering the high security, high reliability, layer 3 roaming, Mesh network, and Huawei BYOD(Bring Your Own Device) solution. HCIP-WLAN-CEWA can help the engineer to get a good knowledge and experience of deploying a large-sized WLAN network.

Key Words: HCIP; WLAN; CEWA

Free

Enroll Now

★ Favorite

Go To App

Course Information

Rating

# Thank you

[www.huawei.com](http://www.huawei.com)

**Copyright©2011 Huawei Technologies Co., Ltd. All Rights Reserved.**

The information in this document may contain predictive statements including, without limitation, statements regarding the future financial and operating results, future product portfolio, new technology, etc. There are a number of factors that could cause actual results and developments to differ materially from those expressed or implied in the predictive statements. Therefore, such information is provided for reference purpose only and constitutes neither an offer nor an acceptance. Huawei may change the information at any time without notice.